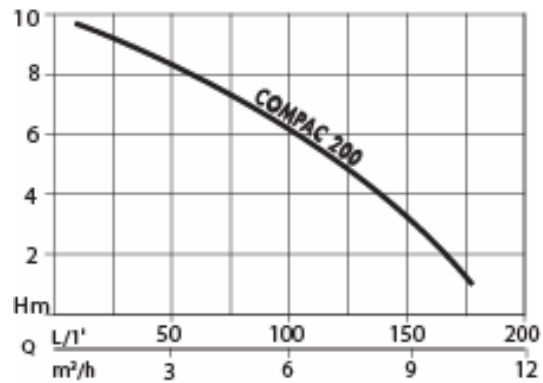


Submersible pumps for clear water

Flotec®



Model: Compac 200

Description: Submersible pump for clear water

Article Part Number : N1080040

Barcode: 8010583317183

Max. Head:	10 m / 1 bar
Max. Flow rate:	11500 l/h
Absorbed Power	650 W
Pump Body:	Polypropylene
Min. draining level:	3 mm
Pump outlet	1"1/4 M
Weight	5,6 kg
Pieces per Pallet	60

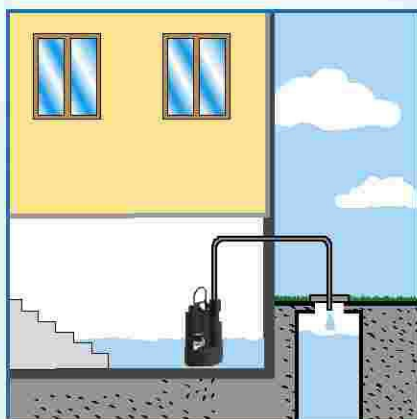


Flotec®



ComPac

Submersible pumps
for clear water.
With integrated
automatic
floating switch.

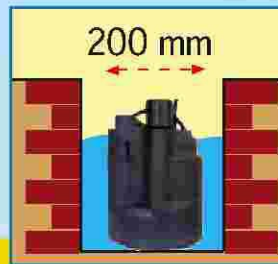


CE



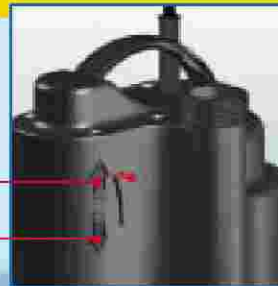
DRAINAGE

The submersible pumps for clear water of the Flotec line have been designed to drain standing water and domestic waste water, empty and dry flooded rooms, and draw water from wells, basins or cisterns. Models with a floating switch can even run automatically. The wide range of models offered by the Flotec line enables every user to find the pump that best suits his needs.



Ideal for limited space

Submersible pumps for clear water



Automatic and manual mode.



Integrated automatic floating switch. Draining level to 3 mm with manual mode.



Adjustable connector for threaded hoses 3/4" or Ø 25 and 32 mm hoses.



**INTEGRATED
FLOATING**



**INTEGRATED
FLOATING**

MODEL	ComPac 150	ComPac 200
Article	N1080030	N1080040
Bar code	8010583317176	8010583317183
Absorbed power	300 W	650 W
Head/ Max. pressure	7 m / 0,7 bar	10 m / 1,0 bar
Max. flow rate	8500 l/h	11500 l/h
Pump body	Polypropylene	Polypropylene
Minimum draining level	3 mm (manual)	3 mm (manual)
Max. size of impurities	5 mm	5 mm
Pump outlet	1" 1/4 M	1" 1/4 M
Accessories supplied	Adjustable connector for threaded hoses 3/4", or Ø 25 and 32 mm hoses. Check valve	Adjustable connector for threaded hoses 3/4", or Ø 25 and 32 mm hoses. Check valve