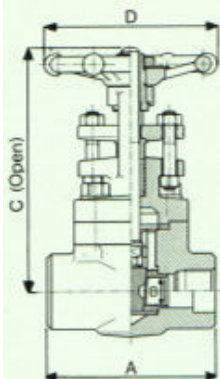


CLASS 800

BOLTED BONNET - Standard & reduced bore
Outside screw & yoke - Threaded and socket weld ends

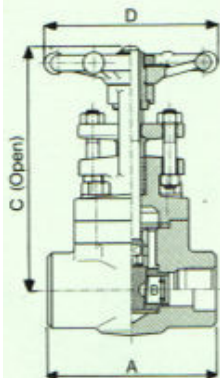


Standard Bore		Reduced Bore		A		B		C		D		Kg/Lb	
Size	Fig. n.	Size	Fig. N.	End to End	Dia of Port	Centre to Top	Handwheel	Weight ~					
1/4	B 101			80	3.1	8.5	.34	140	5.5	80	3.14	1.7	3.74
3/8	B 102	1/2	BR 103	80	3.1	10	.39	140	5.5	80	3.14	1.7	3.7
1/2	B 103	3/4	BR 104	90	3.5	14	.55	166	6.5	80	3.14	2.1	4.6
3/4	B 104	1"	BR 105	110	4.3	18	.70	181	7.1	100	3.93	3.4	7.4
1	B 105	1 1/4	Br 106	127	5.0	24	.94	215	8.4	120	4.72	5.3	11.6
1 1/4	B 106	1 1/2	BR 107	127	5.0	30	1.22	251	9.8	140	5.51	7.1	15.6
1 1/2	B 107	2	BR 108	130	5.1	36.5	1.43	276	10.8	140	5.51	9.3	20.4
2	B 108			150	5.91	48	1.89	315	12.4	172	6.77	18.5	40.7

CLASS 1500

General purpose

BOLTED BONNET - Standard & reduced bore
Outside screw & yoke - Threaded and socket weld ends



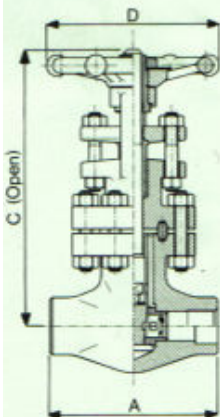
Standard Bore		Reduced Bore		A		B		C		D		Kg/Lb	
Size	Fig. n.	Size	Fig. N.	End to End	Dia of Port	Centre to Top	Handwheel	Weight ~					
1/4	9B 101			90	3.54	8.75	0.34	168	6.61	80	3.14	3.2	7.0
3/8	9B 102	1/2	9BR 103	90	3.54	10	0.39	168	6.61	80	3.14	3.2	7.0
1/2	9B 103	3/4	9BR 104	110	4.33	14	0.55	180	6.09	100	3.93	4.0	8.8
3/4	9B 104	1"	9BR 105	120	4.72	19	0.74	212	8.35	120	4.72	5.4	12
1	9B 105	1 1/4	9BR 106	130	5.12	24	0.94	245	9.64	140	5.51	8.7	19
1 1/4	9B 106	1 1/2	9BR 107	130	5.12	30	1.18	265	10.45	140	5.51	10.9	24
1 1/2	9B 107	2	9BR 108	150	5.91	36.5	1.43	315	12.45	172	6.77	14.5	31.6
2	9B 108			150	5.91	40	1.57	315	12.4	172	6.77	14.5	31.6

SPIRAL WOUND GASKET
Fig. 9B 100 - 9BR 100

RING JOINT GASKET
Fig. 14B 100 - 14BR 100

CLASS 1500

ROUND BOLTED BONNET - Standard bore
Outside screw & yoke - Threaded and socket weld ends

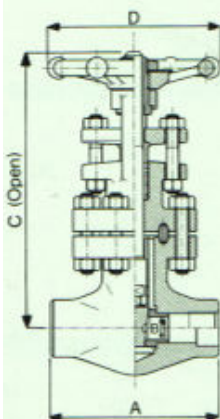


Standard Bore		Fig. n.
Size	Fig. n.	
1/4	15B 101	
3/8	15B 102	
1/2	15B 103	
3/4	15B 104	
1	15B 105	
1 1/4	15B 106	
1 1/2	15B 107	
2	15B 108	
2 S	15B 108S	

A		B		C		D		Kg/Lb	
End to End	Dia of Port	Centre to Top	Handwheel	Weight ~					
110	4.3	8.75	0.34	190	7.48	100	3.93	4.2	9.2
110	4.3	10	0.39	190	7.48	100	3.93	4.2	9.2
110	4.3	14	.55	190	7.48	100	3.93	4.2	9.2
120	4.6	18	0.7	230	9.06	120	4.72	7.2	15.8
130	5.12	24	.94	245	9.6	140	5.51	9.5	21
210	8.26	30	1.18	335	13.18	172	6.77	23	50
210	8.26	36.5	1.43	335	13.18	172	6.77	21	46.2
210	8.26	40	1.57	335	13.18	172	6.77	36	79.2
240	9.4	48	1.89	345	13.5	230	9.06	41	90.2

CLASS 2500

ROUND BOLTED BONNET - Standard bore
Outside screw & yoke - Threaded and socket weld ends



Standard Bore		Fig. n.
Size	Fig. n.	
1/4	25B 101	
3/8	25B 102	
1/2	25B 103	
3/4	25B 104	
1	25B 105	
1 1/4	25B 106	
1 1/2	25B 107	
2	25B 108	

A		B		C		D		Kg/Lb	
End to End	Dia of Port	Centre to Top	Handwheel	Weight ~					
110	4.3	8.75	0.34	195	7.7	100	3.93	5	11.01
110	4.3	10	0.39	195	7.7	100	3.93	5	11.01
110	4.3	10.5	0.41	195	7.7	100	3.93	5	11.01
120	4.72	14	0.55	230	9.06	120	4.72	8	17.7
130	5.12	19	0.74	240	9.4	140	5.51	10.57	23.5
210	8.26	24	0.94	335	13.2	172	6.77	25	55
210	8.26	30	1.18	335	13.2	172	6.77	25	55
240	9.45	36.5	1.43	355	13.97	230	9.06	37	81.5

