


 Male x Female BSP  Female x Male BSP	 SS Type	
1 TYPE 60/90 REF:17M60 PRICES ON PAGE 17 DATA SHEET	2 TYPE 34 REF:17M34 PRICES ON PAGE 17 DATA SHEET	3 TYPE 3300 REF:17M3300 PRICES ON PAGE 17 DATA SHEET	4 TYPE 2009 REF:17M2009 PRICES ON PAGE 17 DATA SHEET

Ball Valves Brass
Full bore PTFE seated Brass No. Plated body + Chr. ball & F BSP ended 1/4" - 4" 30 to 12 bars. Use with water, air, gas and oil. Steel lever handle for operation PTFE seats. 30 bars to 1.5".

Mini Ball Valve Brass
Reduced bore Brass Ni. Plated hex.body + Chr. ball & PTFE seats. BSP ended 1/8" - 3/4". to 12 bars. Water, air, oil & gas. Thumbrip lever standard or long lever as special GG or MF threads are available.

'3 Way' Port Ball Valve Brass
Ball valve spec. as **TYPE 60/90** but 3 way version for flow diversion. Sizes 1/4" - 2" BSP. Use 'L' or 'T' for specifying configuration on a horizontal plane. Pressure to 10 Bars **SS** Types also.

Ball Valve SS
SS 316 Full bore PTFE seats + lever LOCK handle. 1/4" to 2" BSP. To 50 Bars pressure. Two part design. Well suits acids, chemicals & various uses at very economic cost.



5 TYPE 2017 REF:17M2017 PRICES ON PAGE 17 DATA SHEET
--

6 TYPE 2008/201 REF:17M2008/201 PRICES ON PAGE 17 DATA SHEET
--

7 TYPE 100 REF:17M100 PRICES ON PAGE 17 DATA SHEET
--

8 TYPE 130 REF:17M130 PRICES ON PAGE 17 DATA SHEET
--

Ball Valve SS
SS316 reduced bore valve. Economic type. PTFE seats + SS lever + plast/coat. 1/4" - 2" BSP. To 75 bars. For acids & chemicals.

Ball Valve C.S./SS
3 Piece Carbon Steel/SS trim. F.Bore A.S.Fire Safe SS316 Body also + Lock Lever. 1/4" to 4" BSP. Std is 50 Bars. (Weld ends- Socket /Butt/Flg) Cast Iron & SS Flgd type also.

Check Valve (Spring) Brass
Spring in-line Brass Valve. Nylon Seated + Nitrile Seal. 3/8" - 4" BSP threaded. Cheap valve to 10 bars. Air & Water. **Bronze & SS** type also.

Swing Check Valve Brass
Swing In-line brass valve Nitrile/Hard seated flap. 3/8"-4" BSP threaded. Cheap valve to 10 bars. For water. **Bronze & SS** type also.



9 TYPE 140 REF:17M140 PRICES ON PAGE 17 DATA SHEET
--

10 TYPE 155 REF:17M155 PRICES ON Request DATA SHEET

11 TYPE 157 REF:17M157 PRICES ON PAGE 17 DATA SHEET

12 TYPE 160 REF:17M160 PRICES ON PAGE 17 DATA SHEET

Foot Valve Type 140 Brass
Spring loaded plunger with SS Foot Strainer & Brass Body 3/8"-4" BSP f. For water suction uses. **SS304** version CRO also.

Gate Valve Type 155 Brass
Some Sizes Are Still Available
Brass light duty plus Steel hand wheel. 3/8"-6" BSP (short threads). 7 Bars max. for water.

Gate Valve Ref 157 Brass
Brass BSP Long Heavy threaded with cast Red H/wheel 157 - 20 Bar Light Type -2" Industrial applications.

Gate Valve Bronze
Bronze BSP Long Medium threaded with cast Red H/wheel 160 - 10 Bar Med. Type -2" Industrial applications.



13 TYPE 675 REF:17M675 PRICES ON PAGE 17 DATA SHEET

14 TYPE 6150 REF:17M6150 PRICES ON PAGE 17 DATA SHEET

15 TYPE 707/758 REF:17M707/758 PRICES ON PAGE 17 DATA SHEET

16 TYPE D81 REF:17M81 PRICES ON PAGE 17 DATA SHEET
--

Diaphragm Valve Cast Iron
Cast Iron + handle & std EPDM Std diaphragm. 10 bars max. for water etc. 1/2"-8" **SS & Bronze** Types Also Flanges on large sizes.

Globe Valve Bronze
Bronze medium duty + cast Hand wheel. to 15 bars H2O/steam. Also in SS316. 1/2"-8" C.I. CS & SS types also Flanges on large types.

Strainers 'Y' Bronze
Bronze in-line SS cage (1/32" perforations) **CI & SS** also. 1/2"-8" BSP or flange. For water & steam.
REF : 17M707= BRONZE
REF : 17M7 = BRASS
REF : 17M707S = SS
REF : 17M758 = CAST IRON FLNG

Pressure Relief Valve Bronze / SS
Bronze-capped MF 90° type. 1/2"-6"(M) For water & Steam A(0-40) Red/White - B(40-120) Blue/White - C(120-240) Yellow/White - Orders must state pressures. Also in **SS316**. & Sustaining types servo operated.



17 TYPE 198/199 REF:17M198/199 PRICES ON PAGE 17 DATA SHEET

18 TYPE 68 REF:17M68 Br REF:17M62 SS PRICES ON PAGE 17 DATA SHEET : BRASS SS
--

19 TYPE 2830 REF:17M2830 PRICES ON PAGE 17 DATA SHEET

20 TYPE PGG258 REF:17PGG PRICES ON PAGE 17 DATA SHEET	21 REF: 17M101A Brass REF: 17M401 SS316 PRICES ON PAGE 17 DATA SHEET : PP BRASS SS C.I
---	--

Pressure Reducing Valve Brass
Type 'A' Brass adjustable 1-9 bars out 1/2"-12" for water. **SS316 & Cast Iron** types to order Std Ref ITAP

Hose Pour Taps SS / Brass
Brass Ni. body Chr. ball plug. 3/8"-1"(M) PTFE seats. to 10 bar. Red Lever operated + spout. For water & Solvents **SS304** Sample types shown above with PTFE seats and of high polished appearance.

Needle Valve Brass
Brass in-line ni. body NBR seal. To 10 bars. 1/4" To 1". For air & water. (Fine Control). **SS** Types to 400 Bar.

Pressure Gauges
Std 65mm dia Glycerine filled. Bottom 1/4" BSPM entry. 0 - 4/7/10/16 bar. Other ranges & types. Uses: Air, Oil, Water.